Year 4 - Solving Calculations on Either Side — Lesson Guide

Step 1

$27 + 13 = \square + 4$



First, we circle the operation sign on the left. Then, we circle the operation sign on the right. The equals sign tells us that both sides must have the same value.

Step 2

$27 + 13 = \square + 4$



Remember: Both sides of the equals sign must have the same value.

Next, we look for the side with no missing number. We underline 27 + 13. We will work out this complete calculation first.

Step 3

$27 + 13 = \square + 4$

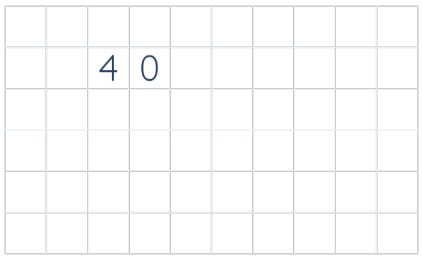

I can partition 13 into 10 and 3. I am going to add these parts mentally, starting with the greatest place value. 27 + 13 = 40. We write 40 directly underneath this calculation, with one digit in each square.

Step 4

27 + 13 = ____ + 4



The equals sign tells us that both sides have the same value. We underline something + 4 on the other side.

Step 5

27 + 13 = ____ + 4

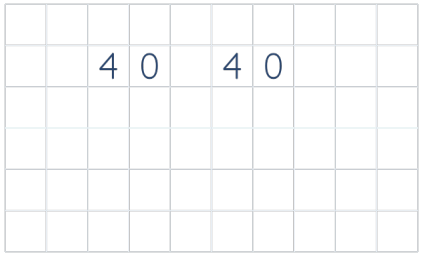

The left side, 27 + 13, equals 40. The right side must also equal 40. Write 40 directly under the right side, with one digit in each square.

Step 6

27 + 13 = ____ + 4

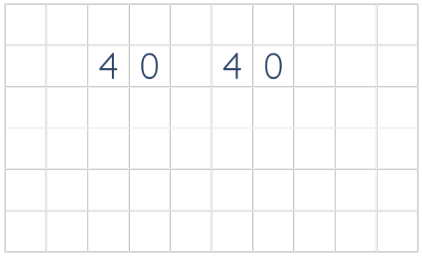

Now we need something + 4 to equal 40. We can use our missing-number method to find the missing addend.

Step 7

27 + 13 = ☐ + 4

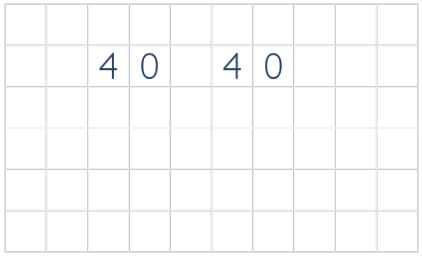

Remember: Work out the complete side first, wherever it appears. Use its value to find the missing number.

Look at the right side of the equals sign. It says something plus 4. This side needs a value of 40. The box is for the number we add to 4.

Step 8

27 + 13 = ☐ + 4

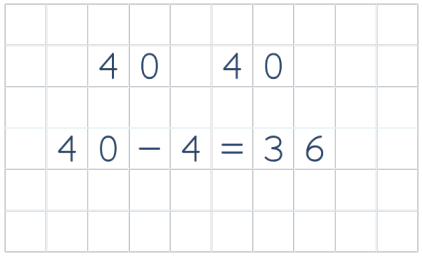

The side with the blank must also equal 40. Subtract 4 from 40 to find the missing part. Write 40 – 4 = 36 below the two totals.

Step 9

27 + 13 = 36 + 4

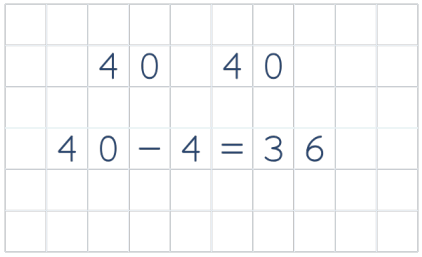

Now, we put 36 into the blank in the original question. Make sure you copy the answer correctly.

Step 10

27 + 13 = 36 + 4

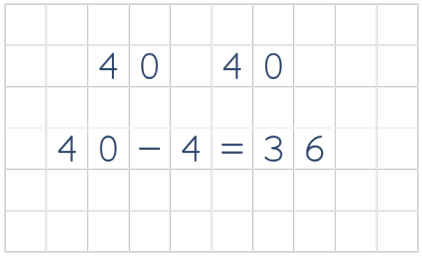

Read the completed equation. 27 + 13 = 36 + 4. The left side is 27 + 13, which makes 40. The right side is 36 + 4, which also makes 40. Both sides have the same value, so 36 works.